

THE SHAPE BLUES



&



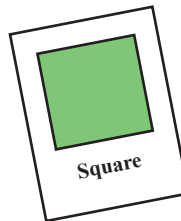
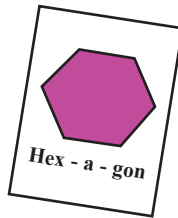
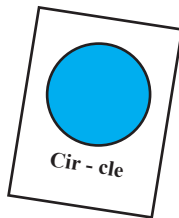

Shape Game



2. You will be very good now at identifying the beat in this song. Play the song on the CD and make up a body percussion pattern for each verse. Verse one could be **clap, clap, pat knees, pat knees** for each four beats. You could try **pat head, pat shoulders, pat head, pat shoulders** for verse two. Make up your own for the other verses.



3. The rhythm in a song goes along with the words. Play the song again, but this time clap with the words of the song. Again have pictures here but with words divided into syllables.



Tri-an-gle has three claps, cir-cle has two claps, hex-a-gon has three claps and square has one clap. You have the idea now, so give it a go.

Now you can start to be really clever musicians. For the first half of each verse, choose an instrument and play the rhythm of the first line. It will fit in four times. You could say the words as well. This will be extra special and it will help you keep in time.



Tri- an- gle,



cir- cle,



hex- a- gon,



square Z (4 times)

The **Z** is a sign that tells you not to make any sound here.

You will be up to the "I've got the shape blues," section now. In this section the tune changes so why not change your accompaniment? Just try playing the first beat of each group of four beats.



I've got the **shape blues, the shape blues, which one will you choose?** (2 times)

If you wanted to put all of the parts together, you could play the game in activities one and if you get 'out', you could become one of the musicians playing the music. Have fun!